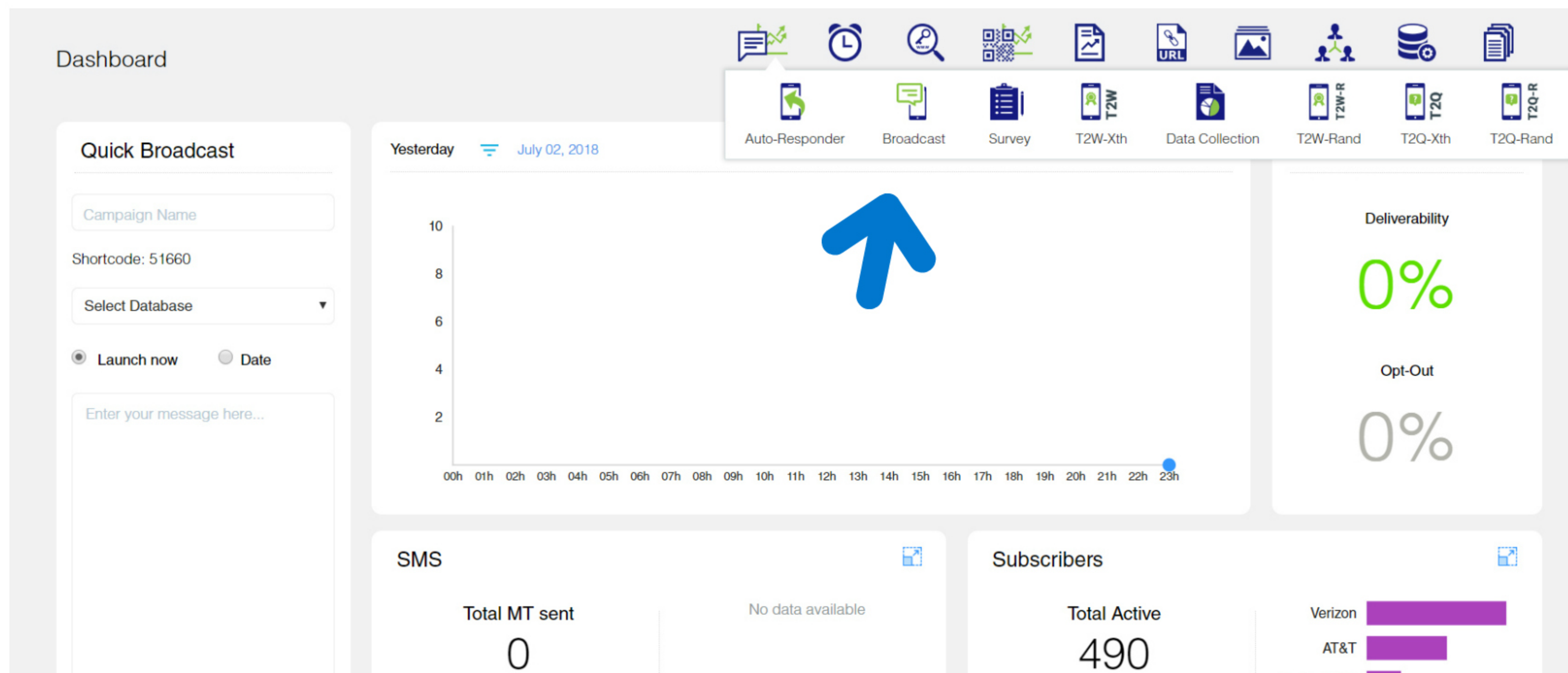
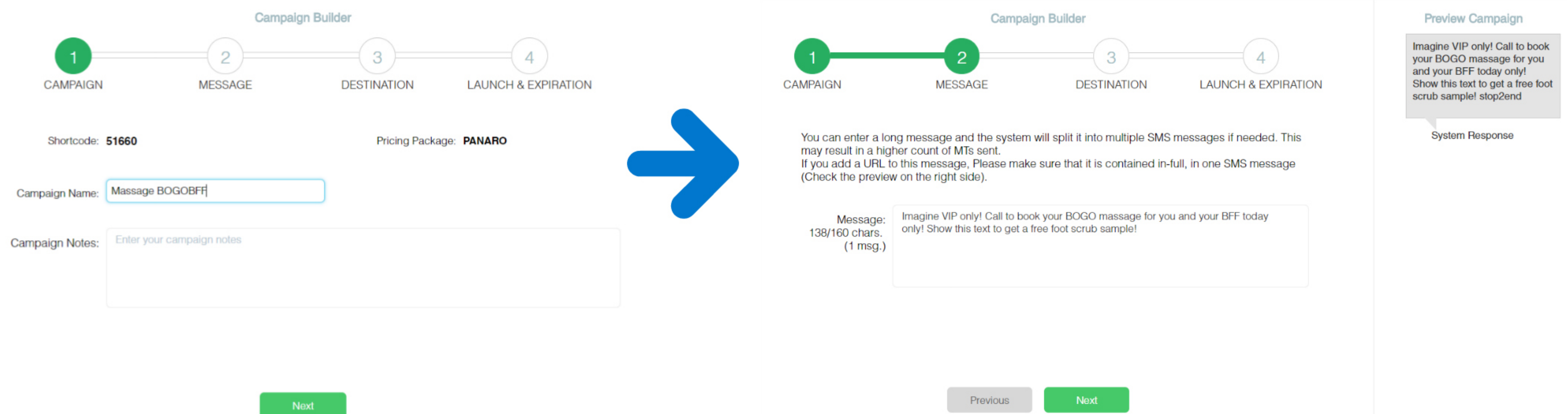


# Easy Send A Text!

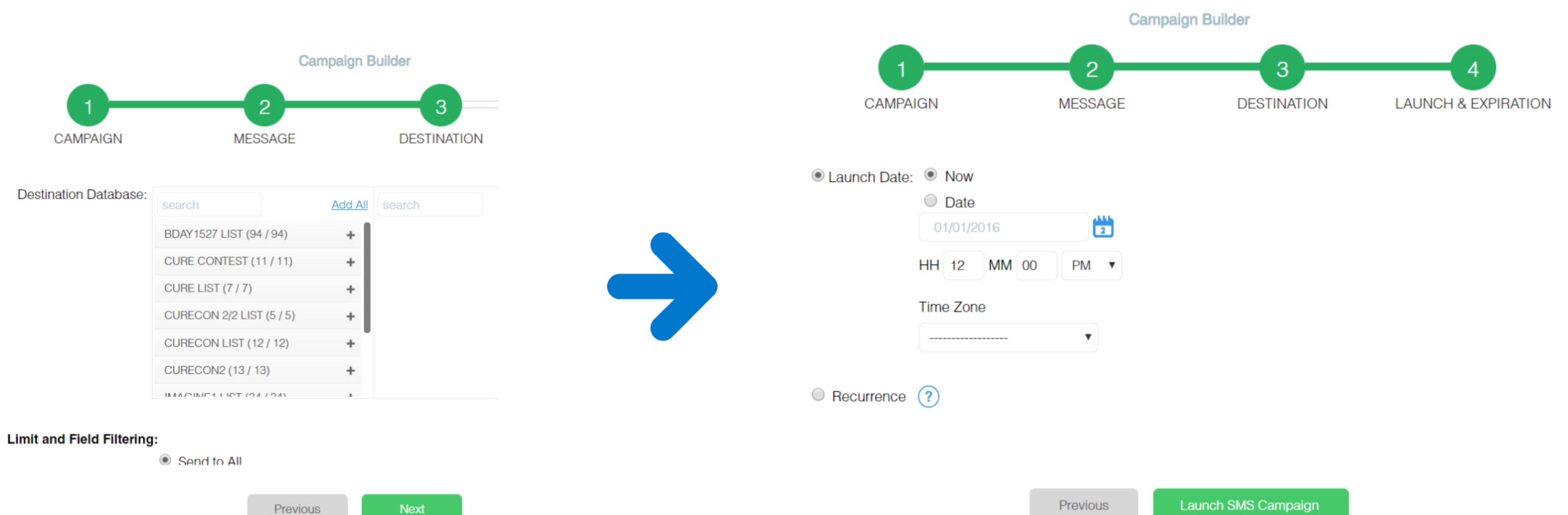
1. Login to **subscribers.sentextsolutions.com**. Hover over **SMS**, select **Broadcast**.



2. Name your campaign, skip notes, click **Next**. Type your message. Be sure to add your Business Name. Double check for Errors. Hit **Next**.



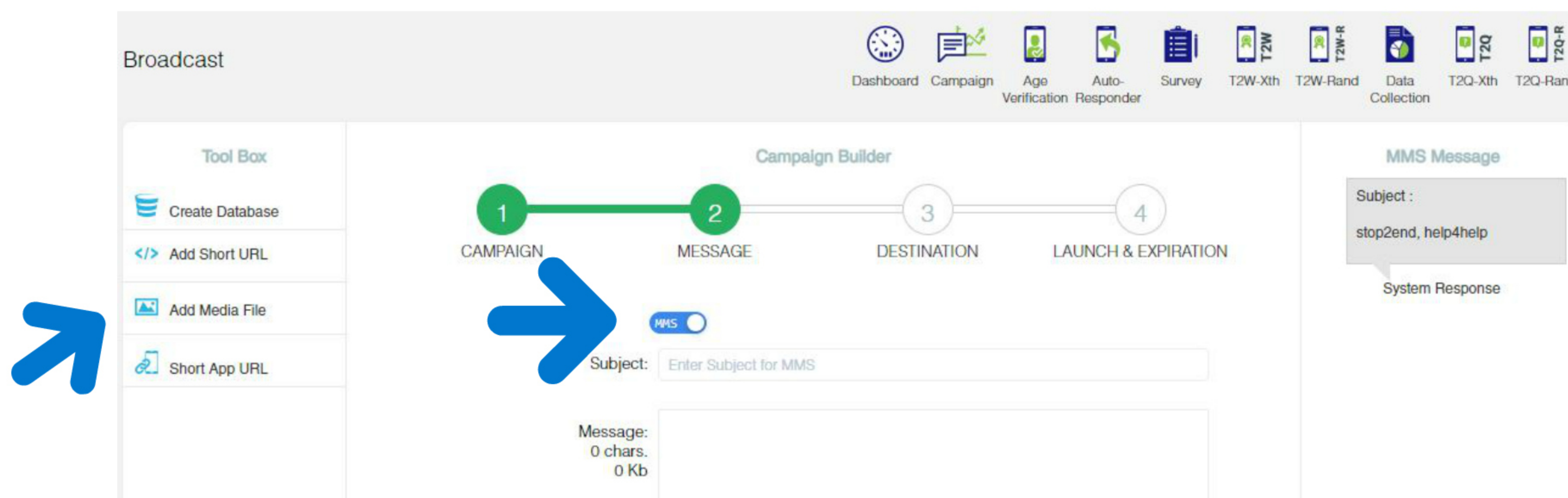
3. Select one or Multiple lists. Choose a time to send, or select **Launch**! It will appear on your subscribers devices within 1 minute. If you make a mistake, send another message that says- Oops! Correction. That's it!





# Send MMS Texts!

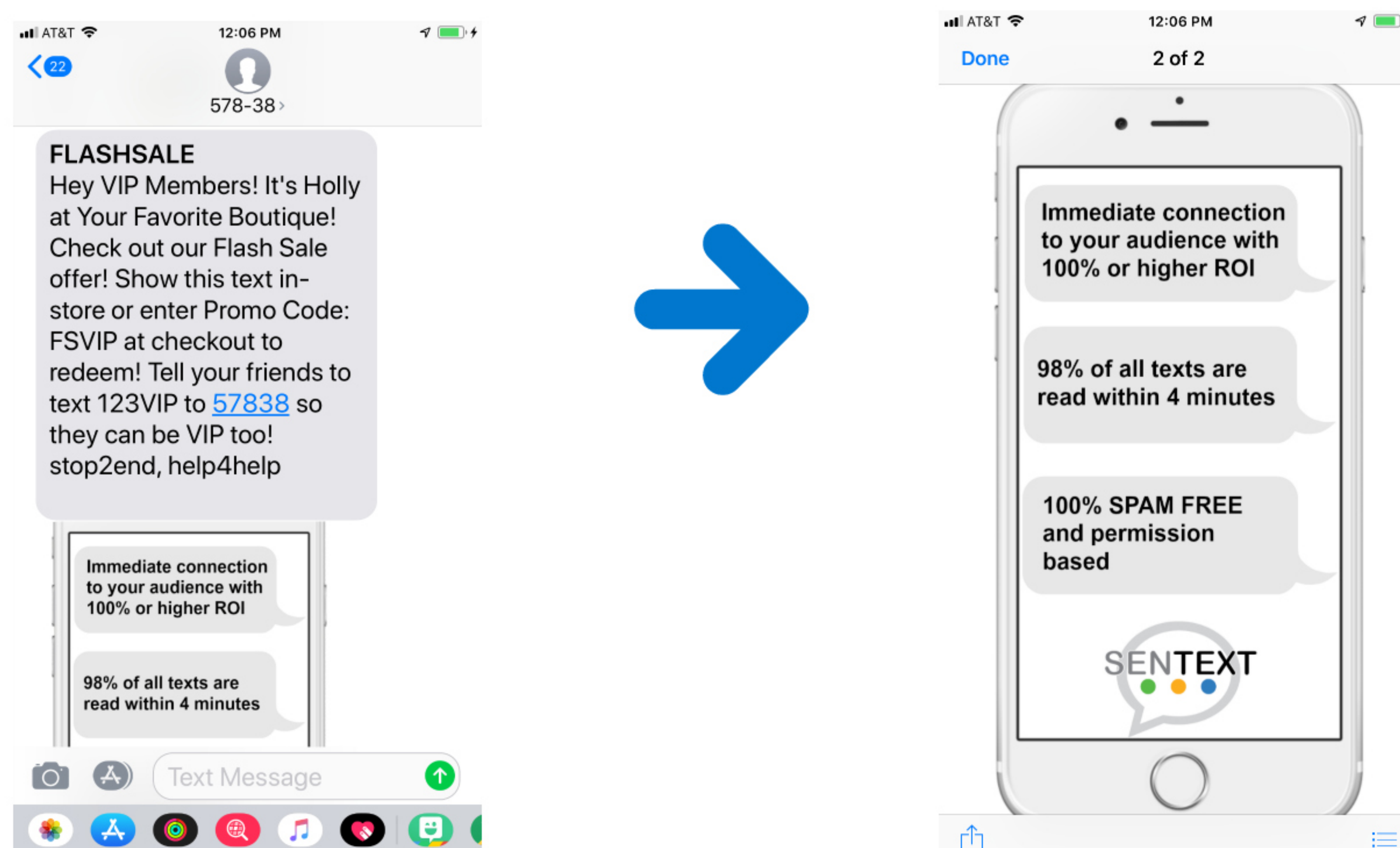
1. Login to subscribers.sentextsolutions.com. Hover over SMS, select Broadcast. Select  SMS and change to:  MMS



2. Type your subject as your headline: (Business Name, Promotion Name). Skip notes, click Next. Select Add Media File on the left side menu bar, select images. Click on the blue double arrow icon to upload your image sized at 500k or less. Name the file for your media library so you can reuse, and select file title to include in your message.



3. Select one or Multiple Database lists. Choose a time to send, or select Launch! It will appear on your subscribers' devices within 1 minute.



# Add a Pic or Link to Text!

1. Use the URL shortener to upload a long link or image under **500K**. Title, upload, copy to message. **Short URL shows so mention to click on it in your text!**

## long link:

## image:

2. Make sure the link is first, no other links, and all contained in **one**, 160 character message.

You can enter a long message and the system will split it into multiple SMS messages if needed. This may result in a higher count of MTs sent. If you add a URL to this message, Please make sure that it is contained in-full, in one SMS message (Check the preview on the right side).

Message: 156/160 chars. (1 msg.)

http://su1.co/4ceZUa Imagine VIP Only! Buy 1 Get 1 for your BFF! 30 Min. Message, Book online now with code BOGOBFF by 5pm today 4 this week only!

Preview Campaign: http://su1.co/4ceZUa Imagine VIP Only! Buy 1 Get 1 for your BFF! 30 Min. Message, Book online now with code BOGOBFF by 5pm today 4 this week only! stop2end

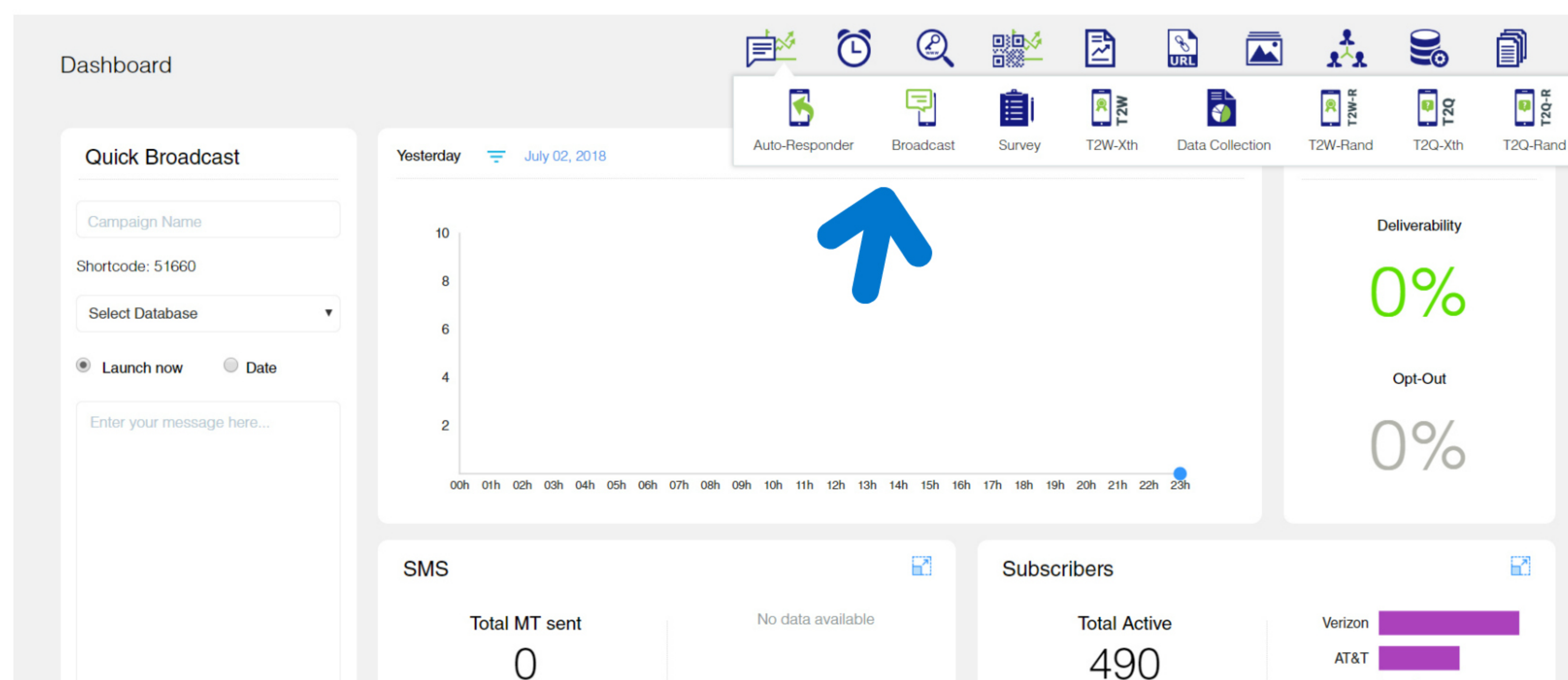
3. Choose your list and send. You can check the click status in the Short URL ICON for on the top of your main Dashboard for Links and Media Files. Click on the 3 dots and view pie chart for more insights.

Short URL Title	Client	Short URL	Long URL (Go to URL)	Source	Created	Status	Last Used	#Accessed	Actions
National Conference Call	SenText Management	http://su1.co/71q6SD	https://attendee.gotowebinar.com/register/40054684...	Short URL	2018-02-12 16:55:27	Enabled	2019-08-06 21:13:11	556	[Icons]
5/8 paperwork training	SenText Management	http://su1.co/uZmoFT	https://attendee.gotowebinar.com/register/85116090...	Short URL	2018-05-08 14:35:31	Enabled	2019-08-06 21:12:22	537	[Icons]
March Fast Cash Bonus	SenText Management	http://su1.co/Sc0qfE	https://goo.gl/forms/AvDPKiXgOHmPecJ3	Short URL	2019-03-04 17:31:03	Enabled	2019-06-24 15:42:12	450	[Icons]



# Add an Emoji!

1. Login to **subscribers.sentextsolutions.com** on your mobile device. You can use quick broadcast or if you are selecting multiple lists, hover over SMS, select Broadcast.



2. Name your campaign, skip notes, click **Next**. Type your message with desired emoji. Be sure to add your Business Name. You cannot add a link for preview with an emoji. You can set up a separate message by scheduling for proceeding or following. Double check for Errors. Hit **Next**. Emojis will take up extra characters per symbol. **For SMS messages we suggest using one emoji only as emojis take up different amounts of characters and may break up the message. For more emojis we suggest you upgrade to MMS!** Proofread, select your database(s) and send!

3. If you want to send emojis from a desktop you can download a free chrome extension: <https://www.joypixels.com/apps/emoji-keyboard-extension>

